

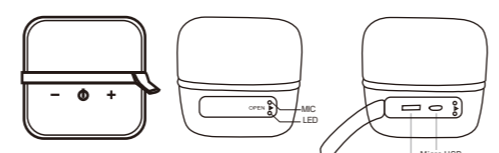


# TR-TWS Cube说明书 size:80\*105mm

<p><b>一：重要安全信息</b></p> <p>在使用手提蓝牙音箱之前，您需要确保遵守以下基本的安全提示，以保证产品的安全可靠的使用：</p> <ol style="list-style-type: none"> <li>1: 请仔细阅读本用户手册，遵守所有标注在产品上的警示和指引信息。</li> <li>2: 请勿将本产品遭受雨淋、受潮、滴上或溅上任何液体。</li> <li>3: 请勿将本产品靠近高温的热源，不可高温烘烤或吹干。</li> <li>4: 请勿让本产品跌落或受到撞击，或在上面施加重压</li> <li>5: 请勿长期使用最大音量播放音乐，可能会影响产品的使用寿命。</li> <li>6: 请使用输出直流电压不超过 5V，电流不低于 1000mA 的充电设备，以免造成产品损坏。</li> <li>7: 请勿擅自拆卸产品，以免得不到质量保证。</li> <li>8: 打雷闪电时请拔掉充电线或停止产品使用。</li> <li>9: 拔掉充电线时，请抓住充电头,而不是拽线本身。</li> <li>10: 避免直接暴露于极端高温或阳光直射的地方,以免损坏产品。</li> </ol> <p><b>二：配件清单</b></p> <p>音箱* 1</p> <p>USB 数据线* 1</p> <p>说明书* 1</p> <p><b>三：电性参数</b></p>	<table border="1"> <tr><td>蓝牙版本</td><td>V4.2</td></tr> <tr><td>蓝牙距离</td><td>无障碍约 10 米距离</td></tr> <tr><td>电池容量</td><td>800 mAh</td></tr> <tr><td>最大输出功率</td><td>5 W *1</td></tr> <tr><td>喇叭功率</td><td>4Ω 5W 2 英寸</td></tr> <tr><td>频响范围</td><td>100HZ-20KHZ</td></tr> <tr><td>灵敏度</td><td>83 db. ± 2 db.</td></tr> <tr><td>支持的音频格式</td><td>MP3、WAV、WMA 等多格式</td></tr> <tr><td>支持的内存卡容量</td><td>TF/ Micro SD up to 32 GB</td></tr> <tr><td>电源供应</td><td>USB 5V /1000 mA</td></tr> <tr><td>产品尺寸 (L*W*H)</td><td>L 7.7 *W 7.7 *H 7.4CM</td></tr> <tr><td>产品净重</td><td>285g</td></tr> </table> <p><b>四：产品基本功能</b></p> <p>1-蓝牙连接，无线束缚 蓝牙 4.2 方案，更省电，抛开全线的有线连接，享受无线的音乐乐趣</p> <p>2-超强低音，铿锵有力 内置低音增强硬件，使得音乐的低音更加铿锵有力</p> <p>3-免提通话 自带免提通话功能，放开双手，无线享受</p> <p>4-自带 TF 卡解码，并支持一线通读卡器功能 完美的 MP3/WAV/WMA 等多格式解码方案，支持用户 TF 卡预存音乐的即插即播，且自带一线通读卡器功能，让用户轻松方便的拷贝或删除 TF 卡内的音乐文件</p> <p>5-内置大容量高性能锂电，超长续航 内置大容量锂电池，满足用户随时随地的音乐享受与需要。</p> <p>6-充电指示，状态直观 充电时红灯常亮，充满后红灯熄灭</p> <p>7-清晰明了的工作状态指示 蓝光完美指示各模式的工作状态，蓝牙等待连接，蓝光快速闪烁指示；TF 卡播放、蓝牙播放。蓝光慢速闪烁指示；TF 卡暂停、蓝牙暂停，蓝光常亮指示；</p> <p>五：按键功能说明</p>	蓝牙版本	V4.2	蓝牙距离	无障碍约 10 米距离	电池容量	800 mAh	最大输出功率	5 W *1	喇叭功率	4Ω 5W 2 英寸	频响范围	100HZ-20KHZ	灵敏度	83 db. ± 2 db.	支持的音频格式	MP3、WAV、WMA 等多格式	支持的内存卡容量	TF/ Micro SD up to 32 GB	电源供应	USB 5V /1000 mA	产品尺寸 (L*W*H)	L 7.7 *W 7.7 *H 7.4CM	产品净重	285g	 <table border="1"> <thead> <tr> <th>按键</th> <th>蓝牙模式</th> <th>TF 模式</th> <th>免提模式</th> <th>通话模式</th> </tr> </thead> <tbody> <tr> <td>电源</td> <td>长按 3s 开机/关机</td> <td>长按 3s 开机/关机</td> <td>长按 3s 开机/关机</td> <td>长按 3s 开机/关机</td> </tr> <tr> <td>音量</td> <td>短按 2s 音量+/-</td> <td>短按 2s 音量+/-</td> <td>短按 2s 音量+/-</td> <td>短按 2s 音量+/-</td> </tr> <tr> <td>TF 卡</td> <td>短按 2s 播放/暂停</td> <td>短按 2s 播放/暂停</td> <td>短按 2s 播放/暂停</td> <td>短按 2s 播放/暂停</td> </tr> <tr> <td>通话</td> <td>短按 2s 接听/挂断</td> <td>短按 2s 接听/挂断</td> <td>短按 2s 接听/挂断</td> <td>短按 2s 接听/挂断</td> </tr> </tbody> </table> <p><b>六：快速使用</b></p> <p><b>开/关机与蓝牙模式</b></p> <ol style="list-style-type: none"> <li>1. 长按电源按钮 3s 可进行开/关机操作，会有声音提醒；开机后蓝色指示灯点亮，无 TF 卡插入情况下，音箱会自动进入蓝牙模式，并进入待配对状态；（如之前有配对成功的设备，音箱会自动与其连接成功）</li> <li>2. 打开手机、平板电脑等设备的蓝牙功能，点击搜索，当配对名“TR-TWS Cube”出现在列表时，选择此配对名并连接，音箱会自动与设备配对并连接成功（有声音提示）</li> <li>3. 连接成功后，就可以在手机和平板电脑等蓝牙设备上播放音乐了。</li> </ol> <p><b>TF 卡模式：</b></p> <p>当插入 TF 卡时，系统检测到 TF 插入时（有声音提示），会自动识别 TF 卡内的 MP3 等格式音乐并自动播放（最大支持 32GB TF 卡）</p> <p><b>一线通模式：</b></p> <p>在关机状态下，将随机配送的数据线 Micro USB 端插入音箱的充电口，另一端插入电脑的 USB 口，音箱会自动识别电脑进入一线通模式并自动安装驱动，驱动安装完成后，即可点开电脑内音乐播放器，进行播放。此模式下，音箱上的按键还可以对电脑内的播放器进行上下曲等控制操作。如果 TF 卡槽内有 TF 卡存在，还可以打开我的电脑，点击 TF 卡所在可移动磁盘盘符，对 TF 卡内文件进行拷贝等操作。</p> <p><b>充电：</b></p> <p>将随机配送的数据线 Micro USB 端插入音箱的 USB 充电口，另一端连接能提供直流电压不超过 5V，电流不低于 1000mA 的充电设备上，音箱会自动进入充电模式，此时红色指示灯点亮，充电完成后，红色指示灯将熄灭。</p> <p>温馨提示：当电池电量低时，音箱会每隔 25 秒有语音提醒您，电池电量低，请尽快充电！</p>	按键	蓝牙模式	TF 模式	免提模式	通话模式	电源	长按 3s 开机/关机	长按 3s 开机/关机	长按 3s 开机/关机	长按 3s 开机/关机	音量	短按 2s 音量+/-	短按 2s 音量+/-	短按 2s 音量+/-	短按 2s 音量+/-	TF 卡	短按 2s 播放/暂停	短按 2s 播放/暂停	短按 2s 播放/暂停	短按 2s 播放/暂停	通话	短按 2s 接听/挂断	短按 2s 接听/挂断	短按 2s 接听/挂断	短按 2s 接听/挂断	<p><b>自动延时关机：</b></p> <p>在蓝牙模式无连接、TF 卡音乐暂停状态，按键无任何操作情况下，音箱 10 分钟后会自动进入省电状态自动关机。</p> <p><b>TWS 配对操作指引：</b></p> <ol style="list-style-type: none"> <li>1. 打开任意两台 TR-TWS Cube 蓝牙音响；</li> <li>2. 在无连接蓝牙的情况下，双击其中一台的“+”键（有提示音）；</li> <li>3. 该台 TR-TWS Cube 会做为主机，主动搜寻周边带有 TWS 功能的 TR-TWS Cube 产品，并自动配对成功（有提示音）；</li> <li>4. 此时 TR-TWS Cube 会自动分配左右声道做为立体声无线对箱使用，主机为左 副机为右；</li> <li>5. 打开手机蓝牙，搜索到蓝牙名为“TR-TWS Cube”点击连接即可。</li> <li>6. 下次开机，两台配对成功过的“TR-TWS Cube”会自动连接，如需解除配对，只需双击其中任意一台的“⊗”键，即可解除。</li> </ol> <p><b>七：常见问题分析及故障排除</b></p> <ol style="list-style-type: none"> <li>1. 开机后就自动关机：电量不足请充电后使用</li> <li>2. 播放自动关机或重启：电池电量不足导致电压过低无法播放，请充电后使用</li> <li>3. 喇叭没有声音：检查音量是否打开，也可以重启音箱试试</li> <li>4. 蓝牙无法连接：             <ol style="list-style-type: none"> <li>a. 请检查音箱是否进入蓝牙模式；</li> <li>b. 音箱有无与其它设备连接上,如有连接上,可以通过双击音箱上的“⊗”键强行与已连接的设备断开,并进入待配对模式；</li> <li>c. 最后确认手机、平板电脑等蓝牙设备是否启用蓝牙功能，是否点击设备搜索</li> </ol> </li> <li>5. 按键无功能或功能出错：请关机后再开机</li> </ol> <p>如果以上均无法解决上述问题，请进行系统复位操作（同时按下 <b>—</b> 和 <b>+</b></p>	 <h2>TR-TWS Cube</h2> <h3>True Wireless Portable Stereo Speaker</h3> <hr/> <h1>User manual</h1> <p>Please read this user manual carefully before use.</p>
蓝牙版本	V4.2																																																				
蓝牙距离	无障碍约 10 米距离																																																				
电池容量	800 mAh																																																				
最大输出功率	5 W *1																																																				
喇叭功率	4Ω 5W 2 英寸																																																				
频响范围	100HZ-20KHZ																																																				
灵敏度	83 db. ± 2 db.																																																				
支持的音频格式	MP3、WAV、WMA 等多格式																																																				
支持的内存卡容量	TF/ Micro SD up to 32 GB																																																				
电源供应	USB 5V /1000 mA																																																				
产品尺寸 (L*W*H)	L 7.7 *W 7.7 *H 7.4CM																																																				
产品净重	285g																																																				
按键	蓝牙模式	TF 模式	免提模式	通话模式																																																	
电源	长按 3s 开机/关机	长按 3s 开机/关机	长按 3s 开机/关机	长按 3s 开机/关机																																																	
音量	短按 2s 音量+/-	短按 2s 音量+/-	短按 2s 音量+/-	短按 2s 音量+/-																																																	
TF 卡	短按 2s 播放/暂停	短按 2s 播放/暂停	短按 2s 播放/暂停	短按 2s 播放/暂停																																																	
通话	短按 2s 接听/挂断	短按 2s 接听/挂断	短按 2s 接听/挂断	短按 2s 接听/挂断																																																	

<p><b>Contents</b></p> <p><b>Section 1: Introduction</b></p> <p>Important Notes</p> <p>List of accessories</p> <p>Product Features</p> <p>Buttons and controls</p> <p><b>Section 2: Operating Instructions</b></p> <p>Getting Started</p> <p>Hands-free chatting</p> <p>TF card mode</p> <p>Charging</p> <p><b>Section 3: Frequently Asked Questions (FAQ)/Troubleshooting</b></p> <p><b>Section 1: Important Notes</b></p> <ol style="list-style-type: none"> <li>1. Please read this user manual carefully and save it for future reference.</li> <li>2. Don't expose the Speaker to moisture or excessive humidity.</li> <li>3. Do not drop or allow the speaker to be immersed in water.</li> <li>4. Long-term exposure to loud music may damage the speaker and therefore influence further performance. It will be better to avoid extreme volume when using the speaker.</li> <li>5. Please follow the warnings contained in these instructions.</li> <li>6. The only way to clean the Speaker is with a dry cloth or towel.</li> <li>7. Disassembling the Speaker without authorization will void your warranty.</li> <li>8. Please unplug the charging cord when lightning or not in use.</li> <li>9. When removing cords, grasp the plug and pull straight out, instead of tugging on the wire itself.</li> <li>10. Avoid exposing the Speaker directly to extreme heat or direct sunlight, which can damage the battery.</li> </ol>	<p><b>List of accessories</b></p> <p>Bluetooth Speaker* 1</p> <p>USB cable* 1</p> <p>User Manual* 1</p> <p><b>Product data :</b></p> <table border="1"> <tr><td>Bluetooth version</td><td>V4.2 up to 10m range</td></tr> <tr><td>Pairing mechanism</td><td>Manual</td></tr> <tr><td>Capacity of integrated battery</td><td>800 mAh</td></tr> <tr><td>Maximum output</td><td>5 Watts</td></tr> <tr><td>Loudspeaker system</td><td>Stereo, 2inch with Bass Boost</td></tr> <tr><td>Maximum playtime</td><td>3-5 hours music playing in medium volume</td></tr> <tr><td>Frequency response</td><td>100HZ-20KHZ</td></tr> <tr><td>Sensitivity</td><td>83 db. ± 2 db.</td></tr> <tr><td>Supported audio formats</td><td>MP3、WAV、WMA files</td></tr> <tr><td>Supported memory cards</td><td>TF/ Micro SD up to 32 GB</td></tr> <tr><td>Power supply</td><td>USB 5V / 1000 mA</td></tr> <tr><td>Size (L*W*H)</td><td>L 7.7 *W 7.7 *H 7.4CM</td></tr> <tr><td>Weight</td><td>285 g</td></tr> </table> <p><b>Basic Function:</b></p> <p>1- Bluetooth mode: it defaults to be Bluetooth mode</p> <p>2- TF mode: if inserted a TF card in, it is TF mode once turning on.</p> <p>3- PC audio mode :</p> <p><b>Remark:</b> In power off station, connect it to a computer via a USB -Micro USB cable, Then power on the speaker into pc audio mode, if want into the other mode, Pls remove this cable and exit this mode.</p> <p>4-Hands free call :With a hands-free calling function, hands free, wireless enjoy</p> <p><b>Buttons and Controls:</b></p>	Bluetooth version	V4.2 up to 10m range	Pairing mechanism	Manual	Capacity of integrated battery	800 mAh	Maximum output	5 Watts	Loudspeaker system	Stereo, 2inch with Bass Boost	Maximum playtime	3-5 hours music playing in medium volume	Frequency response	100HZ-20KHZ	Sensitivity	83 db. ± 2 db.	Supported audio formats	MP3、WAV、WMA files	Supported memory cards	TF/ Micro SD up to 32 GB	Power supply	USB 5V / 1000 mA	Size (L*W*H)	L 7.7 *W 7.7 *H 7.4CM	Weight	285 g	 <table border="1"> <thead> <tr> <th>button</th> <th>long press 3s</th> <th>long press 2s</th> <th>short press</th> <th>double click</th> <th>long press 3s</th> <th>long press 2s</th> <th>short press</th> <th>double click</th> <th>long press 3s</th> <th>long press 2s</th> <th>short press</th> <th>double click</th> </tr> </thead> <tbody> <tr> <td>power</td> <td>power on/off</td> <td>power on/off</td> <td>power on/off</td> <td>power on/off</td> <td>power on/off</td> <td>power on/off</td> <td>power on/off</td> <td>power on/off</td> <td>power on/off</td> <td>power on/off</td> <td>power on/off</td> <td>power on/off</td> </tr> <tr> <td>volume</td> <td>volume up/down</td> <td>volume up/down</td> <td>volume up/down</td> <td>volume up/down</td> <td>volume up/down</td> <td>volume up/down</td> <td>volume up/down</td> <td>volume up/down</td> <td>volume up/down</td> <td>volume up/down</td> <td>volume up/down</td> <td>volume up/down</td> </tr> <tr> <td>TF card</td> <td>TF card play/pause</td> <td>TF card play/pause</td> <td>TF card play/pause</td> <td>TF card play/pause</td> <td>TF card play/pause</td> <td>TF card play/pause</td> <td>TF card play/pause</td> <td>TF card play/pause</td> <td>TF card play/pause</td> <td>TF card play/pause</td> <td>TF card play/pause</td> <td>TF card play/pause</td> </tr> <tr> <td>phone call</td> <td>phone call answer/end</td> <td>phone call answer/end</td> <td>phone call answer/end</td> <td>phone call answer/end</td> <td>phone call answer/end</td> <td>phone call answer/end</td> <td>phone call answer/end</td> <td>phone call answer/end</td> <td>phone call answer/end</td> <td>phone call answer/end</td> <td>phone call answer/end</td> <td>phone call answer/end</td> </tr> </tbody> </table> <p><b>Quick to use</b></p> <p>On/off with bluetooth mode</p> <ol style="list-style-type: none"> <li>1. Long press the power button 3s to operate on or off, and there will be a sound reminder; After starting up, the blue indicator light is on, When no TF card is inserted, the speaker will automatically enter bluetooth mode and enter the state of waiting for pairing, (if there is a matched device, the speaker will be automatically connected to it.)</li> <li>2. Open the bluetooth function of mobile phone, tablet computer and other devices, and click search. When the pairing name "TR-TWS Cube" appears in the list, select this pairing name and connect.</li> <li>3. Once connected, you can play music on bluetooth devices such as mobile phones and tablets.</li> </ol> <p><b>TF card mode:</b></p> <p>When the TF card is inserted, the system detects when the TF card is inserted (voice prompt), automatically recognizes music and automatically plays the MP3 and other formats in the TF card (maximum support is 32GB TF card).</p> <p><b>Pc audio mode:</b></p>	button	long press 3s	long press 2s	short press	double click	long press 3s	long press 2s	short press	double click	long press 3s	long press 2s	short press	double click	power	power on/off	power on/off	power on/off	power on/off	power on/off	power on/off	power on/off	power on/off	power on/off	power on/off	power on/off	power on/off	volume	volume up/down	volume up/down	volume up/down	volume up/down	volume up/down	volume up/down	volume up/down	volume up/down	volume up/down	volume up/down	volume up/down	volume up/down	TF card	TF card play/pause	TF card play/pause	TF card play/pause	TF card play/pause	TF card play/pause	TF card play/pause	TF card play/pause	TF card play/pause	TF card play/pause	TF card play/pause	TF card play/pause	TF card play/pause	phone call	phone call answer/end	phone call answer/end	phone call answer/end	phone call answer/end	phone call answer/end	phone call answer/end	phone call answer/end	phone call answer/end	phone call answer/end	phone call answer/end	phone call answer/end	phone call answer/end	<p>Under the power off state, use Micro USB cable insert into the charging port of the speaker, and the other end is inserted into the USB port of the computer. The speaker will automatically recognize the computer into the pc audio mode and install the driver automatically. After the driver is installed, the player can be clicked on the music player in the computer to play. In this mode, the keys on the speaker can also be used to control the player in the computer. If there is a TF card in the TF card slot, you can open my computer, click the TF card in the removable disk, and copy and delete files in the TF card.</p> <p><b>Charging :</b></p> <p>Use Micro USB cable inserted into the USB charging port of the speaker. The other end is connected to a charging device that can provide a DC voltage 5V and a current 1000mA. The speaker will automatically enter the charging mode, when red indicator light on means charging finish, then the red indicator light will be off. (Warm tip: when the battery power is low, the speaker will have a voice reminder every 25 seconds. The battery power is low, please charge as soon as possible!)</p> <p><b>Automatic delay shutdown:</b></p> <p>Under the condition of no connection in bluetooth mode, no connection in TF card music, and no operation on the button, the speaker will automatically enter the power saving state and automatically shut down after 10 minutes.</p> <p><b>TWS pairing method :</b></p> <ol style="list-style-type: none"> <li>1. press and hold Power button on each speaker for 3 seconds to power them on. Both LED lights flash in blue .</li> <li>2. When two speakers in blue led flashes status, double click any speaker "+/" button (double-click the speaker as Main speaker) , the indicator is blue lights waiting to pairing .</li> <li>3. Please search "TR-TWS Cube" on your smartphones Bluetooth list, and select it to pair with smartphone</li> </ol> <p>Note: Above is first pairing operation, same device will auto connect when power on, if you want disconnect the two connection , just double click any speaker "⊗" button to disconnect , become to single unit speaker .</p> <p><b>Frequently Asked Questions (FAQ)/Troubleshooting</b></p> <ol style="list-style-type: none"> <li>1. Turn off automatically after power on: please use after charging when the power is low</li> <li>2. Play automatic shutdown or restart: the voltage is too low due to low battery power. Please use it after charging</li> <li>The speaker is silent: check to see if the volume is turned on, or restart the speaker</li> <li>Bluetooth cannot connect:             <ol style="list-style-type: none"> <li>A. Please check whether the speaker enters bluetooth mode;</li> <li>B. If the speaker is connected to other devices, it can be forced to disconnect the connected device by double-clicking the "⊗" key on the speaker and enter the mode to be matched;</li> <li>C. Finally confirm whether bluetooth function is enabled for mobile phones, tablets and other bluetooth devices, and click the device to search</li> </ol> </li> <li>5. No function button or function error: please turn it off before starting it</li> </ol> <p>If the above problems cannot be solved, please reset the system (press <b>—</b> and <b>+</b> key at the same time ) .</p>
Bluetooth version	V4.2 up to 10m range																																																																																													
Pairing mechanism	Manual																																																																																													
Capacity of integrated battery	800 mAh																																																																																													
Maximum output	5 Watts																																																																																													
Loudspeaker system	Stereo, 2inch with Bass Boost																																																																																													
Maximum playtime	3-5 hours music playing in medium volume																																																																																													
Frequency response	100HZ-20KHZ																																																																																													
Sensitivity	83 db. ± 2 db.																																																																																													
Supported audio formats	MP3、WAV、WMA files																																																																																													
Supported memory cards	TF/ Micro SD up to 32 GB																																																																																													
Power supply	USB 5V / 1000 mA																																																																																													
Size (L*W*H)	L 7.7 *W 7.7 *H 7.4CM																																																																																													
Weight	285 g																																																																																													
button	long press 3s	long press 2s	short press	double click	long press 3s	long press 2s	short press	double click	long press 3s	long press 2s	short press	double click																																																																																		
power	power on/off	power on/off	power on/off	power on/off	power on/off	power on/off	power on/off	power on/off	power on/off	power on/off	power on/off	power on/off																																																																																		
volume	volume up/down	volume up/down	volume up/down	volume up/down	volume up/down	volume up/down	volume up/down	volume up/down	volume up/down	volume up/down	volume up/down	volume up/down																																																																																		
TF card	TF card play/pause	TF card play/pause	TF card play/pause	TF card play/pause	TF card play/pause	TF card play/pause	TF card play/pause	TF card play/pause	TF card play/pause	TF card play/pause	TF card play/pause	TF card play/pause																																																																																		
phone call	phone call answer/end	phone call answer/end	phone call answer/end	phone call answer/end	phone call answer/end	phone call answer/end	phone call answer/end	phone call answer/end	phone call answer/end	phone call answer/end	phone call answer/end	phone call answer/end																																																																																		