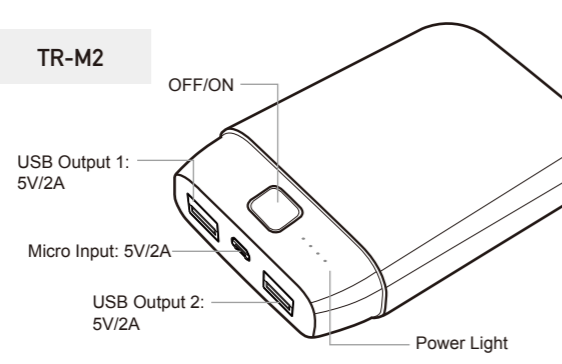
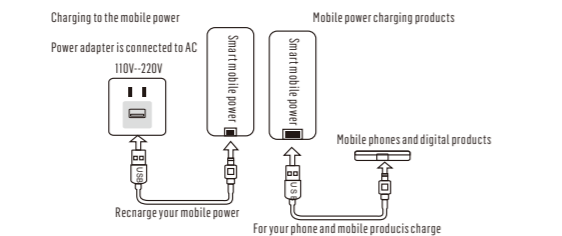


TR-M2说明书 size:80x105mm



Charging simple schematic diagram



About this user manual

Thank you for purchasing this power bank, which is a compact, lightweight, portable and multi-function power system to facilitate you go out or travel. No matter in any environment, immediately charge your portable electronic products (such as smart phone, MP3, MP4, IPOD, game player camera and son on.) The manual describes how to use this product and important safety issues. Please read and retain this manual for reference.

Important safety precaution

- The first time use or long-term storage, this power bank may have been automatically discharged gradually, Please fully charge before use it. In order to achieve optimal performance, please note it normally need to take two or three times to complete charge and discharge cycles after initial use.
- Please use the specified approved charger or USB cable, otherwise may damage your portable electronic devices.
- Too high or too low temperature may affect battery performance when charge.
- Do not drop this product in water, do not use it under high temperature conditions. If the device or battery swells or become malformed, please stop using immediately.
- Place where the children can't reach, for audit use only.

Product overview


This power bank is a rechargeable DC-5V input for digital products, compatible with most digital devices, the power indicator lights on when connected to external device; the indicator lights off when the device stops charging or power consumption.

Correct disposal of this product

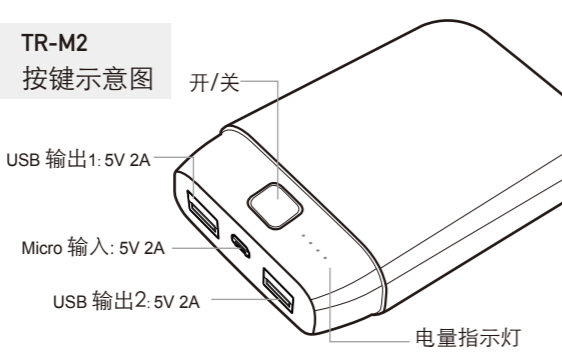
This making indicates that this product should not be disposed with other household wastes.

To prevent possible harm to the environment or human health from uncontrolled wasted disposal, recycle it responsibly to promote the sustainable reuse of material resources.

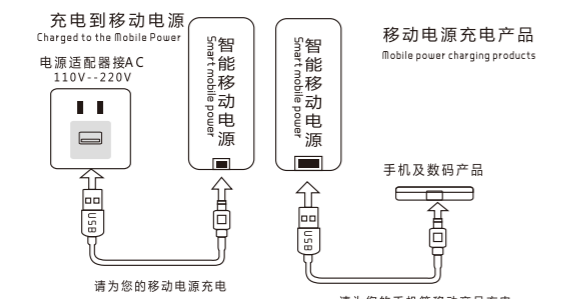
Please use the return and collection systems to return your used devices, or contact the retailer where the product sell. They can take this product for environmentally safe recycling.



For support & service, please contact Feliztrip (via the website www.feliztrip.com) or local agent.



移动电源使用简易图



如何给本产品充电:

- 电量检测。按下按钮，灯不亮，表示电量不足，需要充电，充电时亮蓝灯，表示可以继续使用。
- 以下方法为本产品充电方式。
 - 方法一：连接电脑。取出产品配件线，将线和连接头连接，再插入产品的DC-IN接口，另一端的USB接头与电脑的USB连接；
 - 充电时灯闪烁，充电时灯亮。
 - 方法二：USB的适配器。取出产品配件线，将线和转接头连接，再插入产品的DC-IN接口，另一端的USB接头与DC5V适配器的USB连接。
 - 充电时灯闪烁，充电时灯亮。

如何给数码产品充电:

移动电源，用于给带有DC-5V输入充电的手机及数码产品充电。充电线选用带充电产品原配的充电线或本产品配备的充电接口（不同的设备选用适合的转接头）

注意事项:

- 首次使用请先将本产品充满电。
- 使用本产品时，请将电子设备屏幕打开，确认充电连接标志已正确显示，以保证本产品已正常工作。
- 在对电子设备充电过程中，本产品的电量指示灯熄灭时，表示本产品电量不足，需要及时为本产品充电。
- 电子设备充满电后，请及时将本产品的输出连接线拔掉，避免电能损耗。

保养方法:

- 本产品体积小，经典高贵，携带方便，请妥善维护，下面建议有且于您延长使用期。
- 请保持本产品干燥，雨水、湿气和各种液体都会腐蚀电子元件和线路。
- 请勿将本产品放在高温处。高温会缩短电子装置的寿命，损坏电池并使某些塑料老化，甚至发生爆炸。
- 请勿扔摔、敲击本产品，粗暴的使用方式可能会损坏内部电路板。
- 请不要私自拆开本产品。


安全保护特性:

采用智能控制系统，实现多重保护（充电控制、充电保护、放电保护、过载保护、短路保护）

具备超高兼容性，采用国际标准的USB 5V输出设计，兼容所有USB充电设备无论您是任何品牌的手机、iPhone、三星P1000/掌机、PSP、NDSI、NDSL游戏机、MP3/MP4、GPS、蓝牙、iPad等平板电脑、数码相机等设备，随意充iPower 9600都能兼容，同样插上设备自带的数据线也能充电，非常方便实用。

电压输入：内部采用智能降压芯片保障，只要输入电压中DC4.5V-20V之间，无论电流大小，均可直接对移动电源进行充电，无需担心充不了电，安全无忧。

LED指示灯：输入充电、充满指示、输出供电指示，电池电量指示，使产品通过LED的指示更加简单清楚的表现出来。



TR-M2

Compact Power Bank
10000mAh

User manual

Please read this user manual carefully before use.